

# YOU CAN SAVE BIRDS

from flying into windows!



Black-and-white Warbler by Laura Erickson

Millions of birds die every year, because they can't tell reflections from reality. ***Almost half hit home windows.***

**Never had a bird hit your window?** More likely, you haven't been there when it happened. **But the odds are that sooner or later, your windows will kill a bird.**

Even small windows can be dangerous, as many birds fly into small spaces.

ABC has identified solutions that work. Most birds will avoid patterns on glass with vertical stripes four inches apart or less, or horizontal stripes spaced two inches or less apart. Stripes should be at least 1/8" wide and readily visible. Irregular patterns that follow these guidelines will work too.

See other side for specific solutions and where to find them. Windows with screens should already be safe for birds.



This Barn Swallow dove through the small space shown at top flight speed —over 30 miles per hour!  
Photo by Keith Ringland

For more information contact  
Dr. Christine Sheppard,  
Director, Glass Collisions Program,  
[csheppard@abcbirds.org](mailto:csheppard@abcbirds.org)



Solyx Bird Safety film covers the entire glass surface of this building at the Bronx Zoo. Photo: Chris Sheppard




ABC Birdtape, shown here on a window at the Estero Llano Grande State Park, Texas, can be applied in strips or blocks. Photo: Kate Sheppard







Tempera paint is a washable, long-lasting, and non-toxic solution to preventing bird/window collisions.



Any tape can be used to make a window safe. White chart tape was used in this example.



You can make a Zen wind curtain with cord, or anything that will hang in front of the glass at 4" intervals. Photo by Lisa Welch



Shade moves with a solar motor operated from inside with a remote control.



Feather Friendly Residential is applied as a tape, but the backing is removed, leaving a pattern of dots. Photo by Chris Early



Bird decals designed by artist Lynne Parks.

*All photos on this page by Christine Sheppard (unless noted)*

Here are some quick and affordable ways to protect birds from your windows. These should be applied to the outside of the glass.

1. Apply Tempera paint (available at most art supply and craft stores) freehand with brush or sponge, or use a stencil as a template. Tempera is long-lasting, even in rain, and non-toxic, but comes right off with a damp rag or sponge. Find stencils at [michaels.com](http://michaels.com), [amazon.com](http://amazon.com), or download stencils for free at [spraypaintstencils.com](http://spraypaintstencils.com).
2. Use tape to create patterns. Any opaque tape can work, but translucent ABC BirdTape transmits light and is made to last outdoors. Visit [birdsmartglass.org](http://birdsmartglass.org) for more information.
3. Most window films designed for external use are not patterned and will not deter birds. However, there are good options. White CollidEscape is see-through from the inside, opaque from the outside. Solyx Bird Safety Film has narrow horizontal or vertical stripes. With Feather Friendly's 'do it yourself' tape, the backing is pulled off, leaving just the pattern. Find links at [birdsmartglass.org](http://birdsmartglass.org).
4. If you don't want to alter the glass itself, Acopian Bird Savers (also known as Zen Wind Curtains) are unobtrusive, as well as highly effective. See [birdsavers.com](http://birdsavers.com) for more information.
5. You can protect birds with lightweight netting over the window or removable screens. Several companies, ([birdscreen.com](http://birdscreen.com), [birdsavers.com](http://birdsavers.com), [easyupshades.com](http://easyupshades.com)) sell screens or other barriers that can be attached with suction cups or eye hooks. Or use a motorized solar shade ([sunsetter.com/order\\_easy-shades](http://sunsetter.com/order_easy-shades)) to make glass safe when you're not there. These options must be several inches in front of the window, so birds don't hit the glass after hitting the net.
6. What about prefabricated decals? Birds see decals shaped like raptors as obstacles but not as predators. To be effective, any type of decal must be spaced as described on page 1, more closely than recommended by most manufacturers ([windowdressingetc.com](http://windowdressingetc.com), [windowalert.com](http://windowalert.com), [duncraft.com](http://duncraft.com)).

For more information, contact:



P.O. Box 249, 4249 Loudoun Avenue  
The Plains, VA 20198  
[www.abcbirds.org](http://www.abcbirds.org) • [abc@abcbirds.org](mailto:abc@abcbirds.org)  
540-253-5780 • 888-247-3624

To donate to ABC's Collisions program, visit  
[support.abcbirds.org/glass](http://support.abcbirds.org/glass)