



ABC BIRDTAPE INSTALLATION INSTRUCTIONS

ABC BirdTape is a translucent vinyl material that, when installed correctly, will reduce bird-window collisions.

How to Install

1. ABC BirdTape must be installed on the exterior surface of the window to be effective (see FAQ below for more). Install on a day without precipitation when the temperature is above 10°C or 50°F.
2. Start with a clean window. Use water to clean the window where ABC BirdTape will be applied. Do not use Windex or other cleaning sprays, which can leave a residue that prevents ABC BirdTape from adhering to the surface.
3. If using the tape, cut to the length needed. If using the squares, place them individually. See recommended patterns and spacing below.
4. Peel off the backing and press it onto the glass. Use the edge of a plastic card to smooth out any air bubbles.

How to Remove

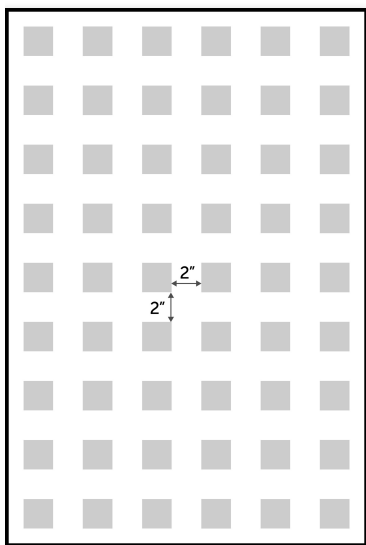
1. Spray ABC BirdTape with a solution of soap and water.
2. Use a razor blade window scraper (available at hardware stores or online - essentially a razor blade with a handle) to scrape off the tape. Use the scraper to lift the corner edge, then peel off the remainder of the product in larger sections.
3. Use adhesive solvent to remove any remaining residue.

Recommended Patterns and Pattern Spacing

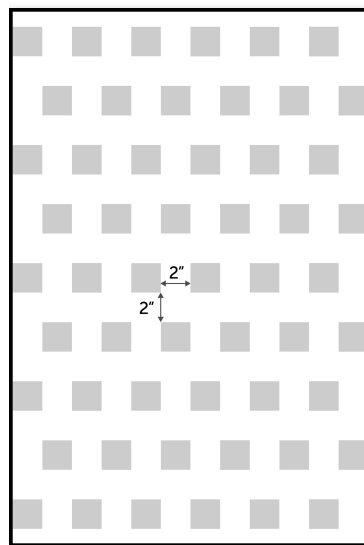
We focus on the patterns, but birds focus on the open space. For birds, patterns need to appear as solid objects, while open spaces should appear too small for them to fly through. It's crucial that birds see no viable way to fly between the tape. We recommend patterns with spacing that is no farther apart than 2 inches by 2 inches. Some recommended patterns are pictured here, but you can get creative with your pattern-making as long as it follows the 2"x2" rule!

BIRDTAPE


ABC BIRDTAPE INSTALLATION INSTRUCTIONS



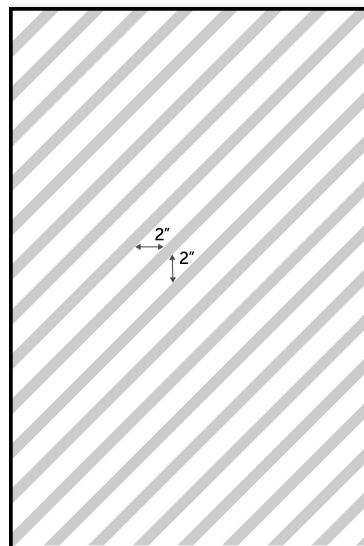
2" squares, positioned 2" apart
in a grid pattern



2" squares, positioned 2" apart
in an offset pattern



.75" tape, positioned 2" apart
in a vertical stripe pattern



.75" tape, positioned 2" apart
in a diagonal stripe pattern



FREQUENTLY ASKED QUESTIONS

Q: How does ABC BirdTape work?

A: ABC BirdTape provides a visual pattern on the exterior of the glass that alerts birds to the presence of a solid barrier they cannot fly through. Birds perceive the tape as a solid object; if applied correctly, the spaces left between the designs are too small to fly through.

Q: Who developed ABC BirdTape?

A: ABC BirdTape was developed by American Bird Conservancy with funding from the Rusinow Family Foundation.

Q: How long will ABC BirdTape last?

A: ABC BirdTape will last at least four years once installed. It is not intended to be used as a seasonal solution. If you are looking for a temporary solution, you can use other collision prevention options, such as tempera paint, parachute cord, and more, at birdsmartglass.org.

Q: Can't I just use Scotch tape or other tapes from the store?

A: Any tape will prevent bird collisions to some degree— some more than others— but ABC BirdTape is more visible to birds and is designed to withstand the outdoor elements.

Q: Do I need to tape all my windows?

A: All windows can potentially threaten birds, but some more than others. Start by adding ABC BirdTape on these priority windows:

- Any window where you have heard a bird hit or where you have found a dead bird.
- Large windows, especially those where habitat and sky reflect off the glass or that can be seen through the glass.
- Windows near bird feeders and bird baths.

Q: How will ABC BirdTape affect my windows?

A: The room will not be appreciably darker since ABC BirdTape is semi-translucent, allowing light to pass through, but it can limit some visibility. However, unobstructed visibility will be maintained in the open spacing between the tape.



BIRDTAPE

FREQUENTLY ASKED QUESTIONS

Q: Will ABC BirdTape leave behind a residue?

A: When you peel off ABC BirdTape, it may leave behind a slight stickiness. This can be removed with a razor blade or an adhesive solvent (e.g. GooGone).

Q: Why can't I apply ABC BirdTape to the inside of my windows?

A: Patterns on the inside are often ineffective because reflections on the outside of the glass can hide them. You can try enlisting the aid of a handyman, house painter, or window washer to install ABC BirdTape for you if you require assistance.



Scan QR code or visit [ABCBirdTape.org](https://www.ABCBirdTape.org) for full installation and pattern suggestions.

